



ORAgene®•DNA Self-Collection Kit User Instructions (OG-500)



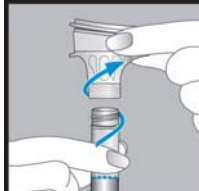
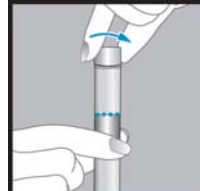

User Tips:

Do not eat, drink, smoke or chew gum for 30 minutes before giving your saliva sample.

Do NOT remove the plastic film from the funnel lid.

Preparation:

Most people take between 2 and 5 minutes to deliver a saliva sample following steps 1 to 5. Before dribbling, relax and rub your cheeks gently for 30 seconds to create saliva. If you find it hard to create saliva, place ¼ tsp of white table sugar on your tongue.

<p>1.)</p> 	<p>2.)</p> 	<p>3.)</p> 	<p>4.)</p> 	<p>5.)</p> 
<p>1</p> <p>Dribble until the amount of liquid saliva (not bubbles) reaches the fill line shown in picture #1.</p>	<p>2</p> <p>Hold the tube upright with one hand. Close the lid with the other hand (as shown) by firmly pushing the lid until you hear a loud click. The liquid in the lid will be released into the tube to mix with the saliva. Make sure that the lid is closed tightly.</p>	<p>3</p> <p>Hold the tube upright. Unscrew the tube from the funnel.</p>	<p>4</p> <p>Pick up the small cap for the tube. Use the small cap to close the tube tightly.</p>	<p>5</p> <p>Shake the capped tube for 5 seconds. Discard or recycle the funnel.</p>



Intended Use: This product is designed for the safe collection of human saliva samples.

Contents: Each funnel lid contains 2 ml of Oragene liquid. Before use, the solution in the lid should be clear and colorless.

Warnings: Wash with water if the Oragene liquid comes in contact with eyes or skin. Do not ingest.

Storage: Store at room temperature 15-30°C (59-86F).